

TEST PIPE STOPPERS



Test Pipe Stoppers PU

Type		PU 7/15	PU 10/20	PU 20/50	PU 50/80	PU 50/120
Part - No.		1201	1202	1203	1204	1205
Pipe diameter	mm	70–150	100–200	200–500	500–800	500–1200
Operating pressure	bar	1,5	1,5	1,5	1,5	1,5
Test pressure	bar	2,0	2,0	2,0	2,0	2,0
Back pressure	bar	0,5	0,5	0,5	0,5	0,5
Diameter	mm	67	96	190	450	450
Cylinder length	mm	330	510	580	680	970
Total length	mm	450	610	690	720	1000
Weight	kg	2,1	5,2	12,5	38	48
Bypass		1"	1"	1x1" 1x2"	2x1" 1x2,5"	2x1" 1x2,5"

Flexible Test Pipe Stoppers PU-F
















Type		PU 7/15 F	PU 10/20 F	PU 15/30 F	PU 20/40 F	PU 20/50 F	PU 30/60 FL	PU 30/60 F	PU 40/80 F	PU 50/100 F	PU 60/120 F	PU 100/160 F
Part - No.		1216	1214	1215	1213	1235	1218	1210	1238	1211	1212	1217
Pipe diameter	mm	70–150	100–200	150–300	200–400	200–500	300–600	300–600	400–800	500–1000	600–1200	1000–1600
Operating pressure	bar	2,5	2,5	2,5	2,5	2,5	2,5	1,5	2,5	2,5	1,5	1,0
Test pressure	bar	3,3	3,3	3,3	3,3	3,3	3,3	2,0	3,3	3,3	2,0	1,3
Back pressure	bar	1,0	1,0	1,0	1,0	1,0	1,0	0,5	1,0	1,0	0,5	0,5
Diameter	mm	67	96	135	190	190	290	290	360	450	560	850
Cylinder length	mm	330	510	550	580	740	730	730	1000	1050	1290	2000
Total length	mm	440	570	640	670	830	820	820	1090	1140	1380	2090
Weight	kg	1,6	2,4	4	6,6	7	13	13,6	29	39	59	98
Bypass		1"	1"	1"	2"	2"	2"	2x2"	2"	2x2"	2x2"	2x2"

Maximum back pressure measured in dry iron pipe – bar

Type	Pipe diameter in mm																
	40	50	70	75	100	150	200	250	300	400	500	600	800	1000	1200	1400	1600
U 4/7 – 2,5 bar	1,6	1,5	1,2														
U 5/10 – 2,5 bar		1,9	1,6	1,4	1,1												
U 7/15 – 2,5 bar			2,0	1,5	1,2												
U 10/20 – 2,5 bar				2,2	1,8	1,4											
U 15/30 – 2,5 bar					2,4	2,1	1,5	1,3									
U 20/40 – 2,5 bar						2,3	2,1	1,9	1,5								
U 20/50 – 2,5 bar							2,1	1,8	1,7	1,5	1,4						
U 30/60 – 2,5 bar								2,2	1,9	1,6	1,3						
U 40/80 – 2,5 bar									1,9	1,7	1,5	1,1					
U 50/100 – 2,5 bar										1,6	1,5	1,2	1,0				
U 60/120 – 1,5 bar											0,9	0,7	0,6	0,5			
U 100/160 – 1 bar													0,8	0,7	0,6	0,5	
PU 7/15 F – 2,5 bar				2,0	1,5	1,2											
PU 10/20 F – 2,5 bar					2,2	1,8	1,4										
PU 15/30 F – 2,5 bar						2,4	2,1	1,5	1,3								
PU 20/40 F – 2,5 bar							2,3	2,1	1,9	1,5							
PU 20/50 F – 2,5 bar								2,1	1,8	1,7	1,5	1,4					
PU 30/60 FL – 2,5 bar									2,2	1,9	1,6	1,3					
PU 30/60 F – 1,5 bar										1,0	0,8	0,7	0,6				
PU 40/80 F – 2,5 bar											1,9	1,7	1,5	1,1			
PU 50/100 F – 2,5 bar												1,6	1,5	1,2	1,0		
PU 60/120 F – 1,5 bar													0,9	0,7	0,6	0,5	
PU 100/160 F – 1 bar														0,8	0,7	0,6	0,5



ACCESSORIES

Part-No.	Description		Part-No.	Description		
2001	Inflation hose with quick couplings, 3 m		2046	Rope with snap hook, 5 m		
2002	Inflation hose with nipples, 5 m		2113	Rope with snap hooks, 10 m		
2003	Inflation hose with nipples, 10 m		2065	Adapter quick coupling – tire ventil		
2068	Safety and control gauge 0,5 bar – V 0,5		2010	Venting and measuring hose, 6 m for PU 10/20		
2133	Safety and control gauge 0,6 bar – V 0,6		2009	Venting and measuring hose, 6 m for PU 20/50, PU 50/80, PU 50/120		
2083	Safety and control gauge 0,7 bar – V 0,7		2005	Pressure reducer 200/8 bar		
2079	Safety and control gauge 1 bar – V 1		2060	Venting and measuring hose, 6 m for PU 30/60 F, PU 50/100 F		
2039	Safety and control gauge 1,5 bar – V 1,5		2066	Pressure reducer 300/8 bar		
2080	Safety and control gauge 2,5 bar – V 2,5		50152	Cylinder 7 l		2011
2075	Safety and control gauge 6 bar – V 6	50151	Cylinder 5 l		2012	Stopcock with Storz C couplings
		2036	Adapter for tireventil			
				2013		Stopcock with Storz B couplings
					2047	Quick coupling for tireventil
					2078	Stopcock with Storz A couplings
						

Part-No. Description

2058 Manometer for the leak test with air 0–250 mbar with hose, 5 m




2086 Digital manometer for the leak test with air with hose, 5 m 0–2000 mbar

2128 Digital manometer for the leak test with air with hose, 5 m 0–200 mbar



2032 Adapter for the leak test with air N – D 25




2035 Adapter for the leak test with air N – C 52




2073 Adapter for the leak test with air N – B 75



2064 Adapter for the leak test with air N – PUK 1/2"



2069 Adapter for the leak test with air N – PUK 1"



2138 Adapter for the leak test with air N – PUK 2"



Part-No. Description

50435 Hand pump



50103 Foot pump



2023 Reduction Storz D 25/GEKA-coupling



2061 Reduction Storz C 52/GEKA-coupling



2070 Reduction Storz B 75/GEKA-coupling



2025 Reduction GEKA/quick coupling



2088 Adapter for the leak test with water NV – C 52



2087 Adapter for the leak test with water NV – B 75



